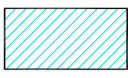
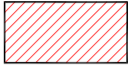


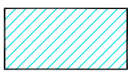


KALIFIKAZIO XEHATUA

CALIFICACION FORMENORIZADA

-  PLANAMENDU BEREZI EDO PARTZIALERA BIDAUTAKO EREMU
-  a.20 RESIDENCIAL DE EDIFICACION DE BAJO DESARROLLO
-  a.10 ERAIKUNTZA IREKIKO BIZITEGILURSAILA
-  a.10 RESIDENCIAL DE EDIFICACION ABIERTA
-  AMBITO REMITIDO A PLAN ESPECIAL O PLAN PARCIAL

Escala 1/500

Escala 1/500